

HOLYTEK

I SVERIGE AB
SE-512 91 Sexdrega
Tel +46 325 625547



www.woodboring.com

WOODWORKING MACHINE

Since 1966
Made in Taiwan





ABM WOODWORKING MACHINE

A REPUTABLE NAME IN LINE BORING MACHINES.

ABM Woodworking Machinery Company is a leading manufacturer of Line Boring Machines in Taiwan, and always continues to work at the technical forefront of line boring machinery. ABM designs and manufactures a wide variety of high quality line boring machines, ranging from single head, three head, to nine head configurations. Each design is engineered and tested for dependable and efficient applications. The hard-won ABM reputation for uncompromising machine quality and precision is a result of

continuously innovative research and development, the use of state-of-the-art manufacturing techniques and stringent quality control procedures.



QUALITY PROVEN LINE BORING MACHINES DESIGNED TO DRAMATICALLY IMPROVE YOUR BORING EFFICIENCY.

Since established in 1966, ABM has spent great efforts and capital in research and development. Our R&D department consists of mechanical and electrical engineers, who are striving hard to develop new machines and improve our existing models for upgrading efficiency and performance. This results in periodic introduction of all new generation of high performance boring machines to meet market demands. All critical parts are precision machined by sophisticated CNC machining equipment. Rigorous testing and examination ensures conformance of each part to

highly accurate tolerances. ABM boring machines are subject to extensive final inspections and operation tests before shipment. If it does not measure up to our standards, it never leaves our factory. Simply put, ABM always insists on quality.



INDEX



HS-21T/27T/35T
Single-unit boring machine

03



HS-114T
Six-unit boring machine

11



HS-27T2
Two-unit boring machine

04



HS-196T
Nine-unit boring machine

12



HS-63T
Three-unit boring machine

05



HS-21T6
Side panel boring machine

13



HS-84T
Four-unit boring machine

06



HS-35T2
Top & bottom panel boring machine

14



SmartLinear
HS-63T Series
Three-unit boring machine

08



HS-A15/A21
Line boring machine

15



SuperLinear
HS-63T Series
Five-unit boring machine

09



HS-1H
Hinge boring machine

16



SuperLinear+
HS-63T Series
Six-unit boring machine


10




HS-2100
Pocket hole machine

17

HS-21T/27T/35T SINGLE-UNIT BORING MACHINE



Accurate adjustment of boring unit and speed stabilizer



Adjustable boring unit


FEATURES

- The machine is constructed of single line horizontal boring unit.
- The boring unit can be changed from horizontal to vertical drilling with pneumatic setting.
- Boring unit can be tilted manually for angular drilling.
- Entire boring cycle can be fast and conveniently accomplished by pressing on the foot switch pedal.
- Drill feed speed can be conveniently adjusted on the control panel.
- Standardly furnished with 21/27-Spindle boring heads (HS-21T, HS-27T), or 35-Spindle boring heads (HS-35T).
- Two fences provide convenient positioning of the workpiece.
- Mechanical digital readouts are provided for each boring unit, providing accurate adjustment.
- Speed stabilizer available, providing smooth feeding of the workpiece.
- The depth of drilling is controlled by six boring depths selector.
- Fences: *Two fences are provided for drilling small and big panels. *The rule gauge is equipped with 4 adjustable stoppers for repetitive drilling operations. (optional)
- *The rule gauge is set crosswise for cross drilling operations. (optional)
- Quick release chucks provide convenient changing of boring bits. Standardly fit with 1/3 pcs.






3M rule gauge and 4 adjustable stoppers (Optional)



The rule gauge is set longitudinally for longitudinal drilling operation



Tilting boring unit



Magnifying glass



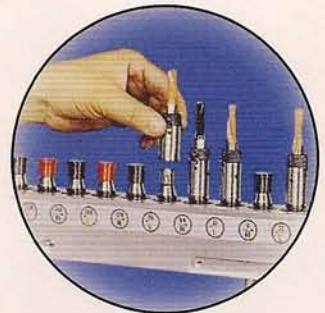
SPECIFICATIONS

MODEL	HS-21T	HS-27T/27T2	HS-35T
Distance between centers	32 mm	32 mm	32 mm
Number of spindles per boring head	21	27/ 27+27	35
Max. drilling depth	70 mm	70 mm	70 mm
Boring head adjustment	0°~90°	0°~90°	0°~90°
Table size (mm)	872 × 490	1070 × 490	1325 × 490
Spindle speed	2800 r.p.m.	2800 r.p.m.	2800 r.p.m.
Motor	2.5 HP	2.5 HP / 2.5 HP × 2	2.5 HP × 2
N.W. / G.W. (Kgs)	350 / 430	400 / 480 / 550 / 650	550 / 680
Machine size (mm)	968 × 820 × 1220	1220 × 820 × 1370	1470 × 820 × 1250
Packing size (mm)	1143 × 889 × 1372	1270 × 889 × 1372	1550 × 889 × 1372

*Specifications subject to change without prior notice.


HS-27T2

TWO-UNIT BORING MACHINE



HS-63T



THREE-UNIT BORING MACHINE



Horizontal boring unit and speed stabilizer

FEATURES


- Combines single horizontal and dual vertical boring units for high efficiency drilling operations.
- The vertical boring units can be set at 90° for cross drilling operations.
- Boring units can be operated simultaneously or individually.
- Entire boring cycle can be fast and conveniently accomplished by pressing the foot pedal.
- Standardly furnished with 21 spindles on horizontal boring heads, and each of the 21-spindles on the two vertical boring heads.
- Mechanical digital readouts are provided for each boring unit, providing accurate adjustment.
- Speed stabilizer available, providing smooth feeding of the workpiece.
- Air operated stoppers provide conveniently repetitive drilling operations.
- Quick release chucks provide convenient changing of boring bits. Standardly fit with 1/3 pcs.



SPECIFICATIONS

MODEL	HS-63T	HS-84T
Distance between centers	32 mm	32 mm
No. of horizontal boring head spindles per head	21	21
No. of vertical boring head spindles per head	21+21	21+21+21
Max. drilling depth	70 mm	70 mm
Motor	2 HP×3	2 HP×4
Spindle speed	2800 r.p.m.	2800 r.p.m.
Max. distance vertical head	1100 mm	2000 mm
N.W. / G.W.	620 Kgs / 730 Kgs	720 Kgs / 820 Kgs
Machine size (mm)	2000×1260×1300	3067×1260×1300
Packing size (mm)	2235×1320×1575 (88"×52"×62")	3300×1320×1575 (130"×52"×62")

*Specifications subject to change without prior notice.




A combination of vertical and horizontal boring units




Adjustable stoppers




Longitudinal boring



П-Type clamp (Optional)

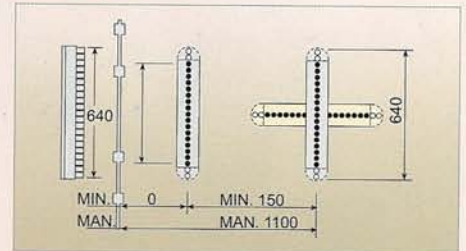


Horizontal & vertical boring units



2 vertical boring units

Example



HS-84T
FOUR-UNIT
BORING
MACHINE



SmartLinear HS-63T Series THREE-UNIT BORING MACHINE

FEATURES

- Combines single horizontal and 2 or 3 vertical boring units for efficiency in drilling operations.
- One horizontal boring unit with 21 spindles and height adjustment.
- Two kinds of vertical boring heads are available; (A) Single head boring unit with 21 spindles & motor ; (B) Double head boring unit consists of 2x10-spindles and split type drill chuck turnable 90 degrees.
- Double head unit : the transverse displacement of the motors and the rotation of the split head are pneumatically locked by means of a selector which is situated in front of the boring unit.
- The longitudinal displacement of the boring unit is obtained by linear guideway with electronic digital indicator and magnetic strip.
- LCD readouts are provided for each vertical boring unit, providing accurate adjustment.
- Speed stabilizer available, providing smooth feeding of the workpiece (OPTIONAL).
- Air operated stoppers provide convenient repetitive drilling operations.
- Quick release chucks provide convenient changing of boring bits. Standardly Fit with 1/3 pcs.




A
Single head boring unit with 21-spindles

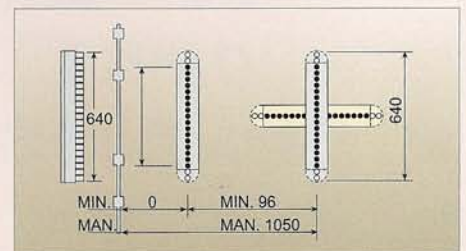


B
Double head boring unit consists of 2 x 10-spindle split type drill chuck turnable 90 degrees

Combination example of vertical boring units



Example





Linear guideway



Adjustable stoppers (4pcs)



Speed stabilizer
Available (Optional)



Horizontal boring unit and
speedstabilizer



SPECIFICATIONS

MODEL

SmartLinear

Distance between centers	32 mm
No. of horizontal boring head spindles per head	21
Motor of horizontal boring unit	2.5 HP
Motor of single head vertical boring unit	2 HP
Motor of double head vertical boring unit	1.5 HP × 2
Spindles for single head vertical boring unit	21
Spindles for double head vertical boring unit	10 × 2
Min. distance between vertical heads	96 mm
Max. distance between vertical heads	1050 mm
Spindle speed	2700 r.p.m.
Max. drilling stroke	65 mm
N.W. / G.W. (kgs)	800 / 930
Packing size (mm)	2235 × 1320 × 1575

*Specifications subject to change without prior notice.

SuperLinear/SuperLinear⁺ HS-63T Series

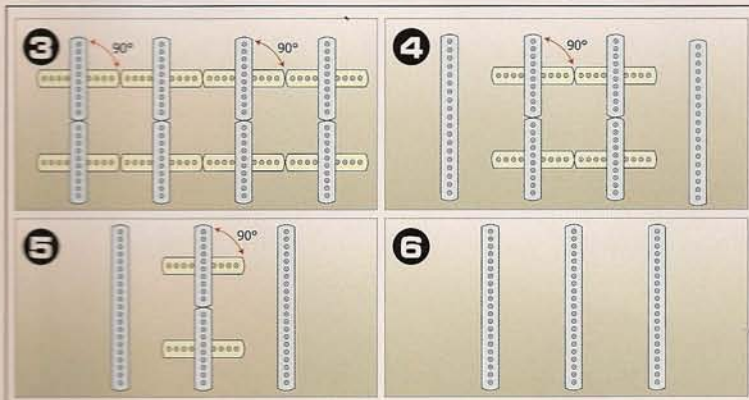
FIVE-UNIT BORING MACHINE

FEATURES

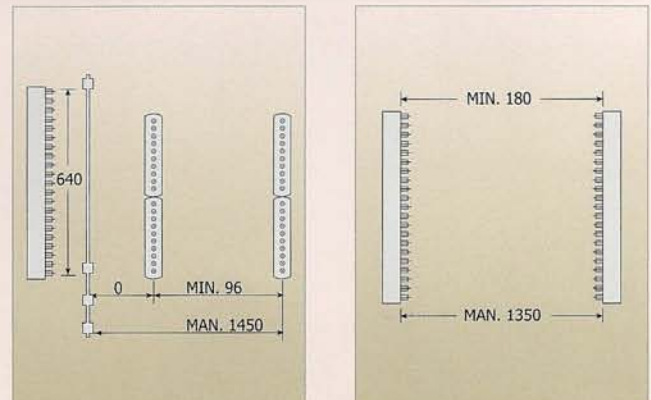
- Combines single horizontal and 3 or 4 vertical boring units for efficient drilling operations.
- One horizontal boring unit with 21 spindles and height adjustment.
- SuperLinear⁺ the right side of Tilting horizontal boring unit available with 21 spindles and slides over the vertical heads.
- Two kinds of vertical boring heads are available; (A) Single head boring unit with 21 spindles & motor; (B) Double head boring unit consists of 2x10-spindles with split type drill chuck turnable 90 degrees.
- Double head unit : the transverse displacement of the motors and the rotation of the split heads are pneumatically locked by means of a selector which is situated in front of the boring unit.



Combination example of vertical boring units



Example






"Tilting horizontal boring unit" with 21-spindles and slides over the vertical boring units.



LCD indicator



Vertical boring heads



Human-Machine-Interface (optional)

- The longitudinal displacement of the boring unit is obtained by linear guideway with electronic digital indicator and magnetic strip.
- LCD indicator readouts are provided for each boring unit, providing accurate adjustment.
- Speed stabilizer available, providing smooth feeding of the workpiece (OPTIONAL).
- Air operated stoppers provide convenient repetitive drilling operations.
- Quick release chucks provide convenient changing of boring bits. Standardly fit with 1/3 pcs.



SPECIFICATIONS

MODEL	SuperLinear	SuperLinear ⁺
Distance between centers	32 mm	32 mm
No. of horizontal boring head spindles per head	21	21 + 21
Motor of horizontal boring unit	2.5 HP	2.5 HP × 2
Motor of single head vertical boring unit	2 HP	2 HP
Motor of double head vertical boring unit	1.5 HP × 2	1.5 HP × 2
Spindles for single head vertical boring unit	21	21
Spindles for double head vertical boring unit	10 × 2	10 × 2
Min. distance vertical head	96 mm	96 mm
Max. distance vertical head	1450 mm	1450 mm
Spindle speed	2700 r.p.m.	2700 r.p.m.
Max. drilling stroke	65 mm	65 mm
N.W. / G.W. (kgs)	820 / 950	900 / 1030
Packing size (mm)	2700 × 1320 × 1800	2950 × 1320 × 1800

*Specifications subject to change without prior notice.

HS-114T/196T

SIX-UNIT BORING MACHINE



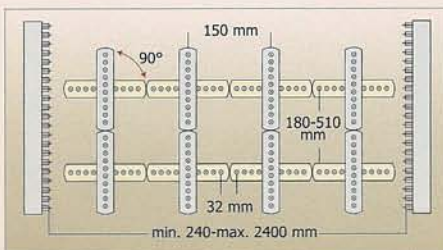
Vertical boring head and speed stabilizer



Extra center Auto-feeding conveyor (optional)

FEATURES


- Combined 2 sets of horizontal and 4 sets of vertical boring units or up to 7 sets in one machine. Simultaneous or individual operation for boring units not only upgrades working efficiency, but also saves considerable production cost.
- The horizontal boring unit is equipped with 21 spindles \times 2 boring heads with international standard 32mm distance.
- The vertical boring unit is equipped with $(11 \times 2) \times 4$ or add them up to $(11 \times 2) \times 7$ spindles and boring heads with international standard 32mm distance.
- The vertical boring unit can be set at 90° for maximum flexibility of boring positions.
- Boring depth and position are accurately adjusted and read through mechanical digital readout.
- Automatic workpiece feed equipment is available for upgrading working efficiency. (optional)
- All switches are centralized on a control panel for operation convenience. Emergency stop switch is provided for safety.
- A speed stabilizer is available, providing smooth feeding against the workpiece.
- Quick release chucks provide convenient changing of boring bits. Standardly fit with 1/3 pcs.




SPECIFICATIONS

MODEL	HS-114T
Distance between centers	32 mm
No. of horizontal boring head spindles per head	21 \times 2
No. of vertical boring head spindles per head	$(11 \times 2) \times 4$
Motor	2.5 HP \times 10
Min. distance between vertical heads	150 mm
Max. distance between vertical heads	2400 mm
Spindle speed	2800 r.p.m. (50 Hz) 3300 r.p.m. (60 Hz)
Pneumatic clamps	2
Adjustment boring depth	0-65 mm
N.W. / G.W. (kgs)	2400 / 2600
Packing size (mm)	3810 \times 1940 \times 1850

*Specifications subject to change without prior notice.



90° quick lock air cylinder



Travelling horizontal boring unit



Human-Machine-Interface (optional)




LCD indicator (optional)

SIX UNIT BORING MACHINE



NINE UNIT BORING MACHINE



HS-196T

NINE-UNIT BORING MACHINE

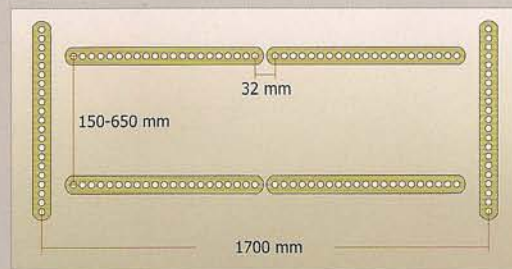

HS-21T6

SIDE PANEL BORING MACHINE

FEATURES

- Entire machine is ruggedly constructed for maximum operation stability.
- The capability of this boring unit to perform simultaneous or individual operations not only upgrades working efficiency, but also saves considerable production costs
- Boring depth and position are accurately adjusted and read through mechanical digital readout.
- All switches are centralized on a control panel for operation convenience.
- An emergency stop switch is provided for safety.

- Motors are activated only during boring which minimizes power consumption & noise while extending service life.
- Quick release chucks provide convenient boring bit changeovers. Standardly fit with 1/3 pcs.



SPECIFICATIONS

MODEL

No. of spindles per boring head
Clamp
Motor
Distance between centers
Table size
Max. workpiece size
No. of total spindles per machine
Max. drilling depth
N.W. / G.W. (kgs)
Packing size (mm)
Machine size (mm)

HS-21T6

Hor 21 × 4 · Ver 21 × 2
12
2.5 HP × 6
32 mm
1960 × 890 mm
3000 × 1,250 mm
21 × 6
6 step selector
1650 / 1850
3200 × 1500 × 1600
3000 × 1400 × 1450


*Specifications subject to change without prior notice.

HS-35T2

TOP & BOTTOM PANEL BORING MACHINE

FEATURES

- Entire machine is ruggedly constructed for maximum operation stability.
- The capability of this boring unit to perform simultaneous or individual operations not only upgrades working efficiency, but also saves considerable production costs
- Boring depth and position are accurately adjusted and read through mechanical digital readout.
- All switches are centralized on a control panel for operation convenience.
- An emergency stop switch is provided for safety.
- Motors are activated only during boring which minimizes power consumption & noise while extending service life.
- Quick release chucks provide convenient boring bit changeovers. Standardly fit with 1/3 pcs.



Front extension roller table for extra size top panel.



Angular cylinder clamp assure clamping force.

SPECIFICATIONS

MODEL

HS-35T2

Motor	2.5 HP × 4
Table size	1370 × 420 mm
Max. panel thickness	30 mm
Max. boring depth	6 step selector
Distance between centers	32 mm
NO. of total spindles per machine	35 × 2
N.W. / G.W. (kgs)	900 / 1100
Machine size (mm)	1750 × 1350 × 1350
Packing size (mm)	1700 × 1140 × 1800


*Specifications subject to change without prior notice.

HS-A15/A21 LINE BORING MACHINE



FEATURES

- Convenient detachable machine frame assures durability.
- Down feed boring operations.
- Mechanical digital read out allows for accurate and consistent depth setting without scratching the panel surface.
- Convenient operation is made by simply pressing on a foot pedal.
Easy to maintain.
- Motor starts only when in boring stroke to extend service life, save power consumption and reduce noise.
- Fence and stop are fast set to the desired size.
- Quick release chucks provide convenient changing of boring bits.
Standardly fit with 1/3 pcs.




SPECIFICATIONS

MODEL	HS-A15	HS-A21
Motor	2 HP	2.5 HP
Table size	480 × 1200 mm	480 × 1200 mm
Max. drilling depth	60 mm	60 mm
Max. distance between centers	32 mm	32 mm
Compressed air required	6~8 kg/cm ²	6~8 kg/cm ²
Number of spindles per boring head	15	21
N.W. / G.W. (kgs)	140 / 190	150 / 200
Machine size (mm)	1200 × 700 × 1520	1200 × 700 × 1520
Packing size (mm)	1340 × 750 × 1720	1340 × 750 × 1720

*Specifications subject to change without prior notice.

HS-1H

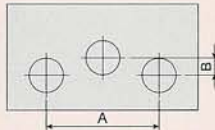
HINGE BORING MACHINE



FEATURES

- Convenient operation is made by simply pressing on a foot pedal . Easy to maintain.
- Mechanical digital read out allows for accurate and consistent depth setting.
- Motor starts only when in boring stroke to extend service life, saving power consumption and reducing noise.
- Boring unit from bottom side of workpiece has 2 advantages:
Even when the thickness of workpieces differs, the depth doesn't change.
The dust falls into machine's body.
(You don't need to clean dust from the working table)

Hinge specifications



NO	A	B
1	38	7.5
2	42	11
3	45	9.5
4	48	-2.5
5	48	6
6	48	-7.5
7	48	9
8	52	5.5
9	52	6




SPECIFICATION

MODEL	HS-1H
Hinge boring head	52 × 6 mm
Table size (mm)	490 × 1230 mm
No. of clamps	1
Total motor power	2 HP
Spindle speed	2800 r.p.m.
N.W. / G.W. (kgs)	150 / 170
Machine size (mm)	1230 × 730 × 1330
Packing size (mm)	1250 × 830 × 1280

*Specifications subject to change without prior notice.


HS-2100

POCKET HOLE MACHINE



FEATURES


- Standardly furnished with a 3-spindle boring heads.
The pitch from spindles are 3/4", 1", 1-3/4".
- Entire boring cycle can be fast and conveniently accomplished by pressing the foot pedal.
- Two stoppers provide convenient positioning of workpieces.
- Power twist belt assures durability
- Cycle counter is available.




Drill 2 Pocket Holes at a time



Multiple boring heads



2 adjustable stoppers



Drill bits



SPECIFICATIONS

MODEL	HS-2100
Boring head	3 holes
Table size (mm)	610 × 590 mm
No. of clamps	1
Motor	1.5 HP / 1PH
N.W. / G.W. (kgs)	90 / 110 kgs
Machine size (mm)	610 × 590 × 1200 mm
Packing size (mm)	700 × 700 × 1330 mm

*Specifications subject to change without prior notice.

We are always here to serve our customers.



Dedicated to high precision manufacturing
high performance boring machines,
ABM has successfully presented
outstanding boring machines based on
advanced design concepts.

Horizontal and vertical boring operations
are simultaneously accomplished
to meet your high speed,
high efficiency production requirements.

This quality proven boring machine
from ABM is easy to operate,
accurate to adjust,
and provides the competitive edge
for modern boring operations.

We are always here to serve our customers.



HOLYTEK

I SVERIGE AB

SE-512 91 Sexdrega

Tel +46 325 625547

ABM WOODWORKING MACHINERY CO., LTD.



No. 296, Sec 2, Fengyuan Boulevard, Fengyuan City, Taichung Hsien 42057, Taiwan.

Tel.: +886-4-2522-4552 · 2528-8476

Fax: +886-4-2524-6781

E-mail: abmco@ms14.hinet.net <http://www.woodboring.com> www.abm.tw